


# ADMISSION-2026-27 HELP GUIDE

## Admission-2026-2027 URL/Website link

[lcsm.schoolphins.com/admission\\_school/](https://lcsm.schoolphins.com/admission_school/)

## Login page

Sign In - ADMISSION TO 2026-2027



**LOURDES CENTRAL SCHOOL, MANGALORE**

Mobile Number\*

Password\*

SIGN IN

NEW REGISTRATION


[Click here for help ?](#)[Forgot Password](#)

Note: For the best experience use "Google Chrome" Browser.

©2026-27 **SchoolPhins** The Wings of an Education.

**Step 1: CLICK ON New Registration button**

**ADMISSION TO XI AND XII REGISTRATION 2026-27** [Help ?](#)




**LOURDES CENTRAL SCHOOL, MANGALORE**  
Bejai, Mangaluru - 575 004

▼

## Step 2: login with credentials

Sign In - ADMISSION TO 2026-2027



LOURDES CENTRAL SCHOOL, MANGALORE

Mobile Number\*

Password\*

SIGN IN

NEW REGISTRATION

[Click here for help ?](#)

[Forgot Password](#)

Note: For the best experience use "Google Chrome" Browser.

©2026-27 SchoolPhins The Wings of an Education.

### Note :

- Login with cerdentials with was created in step 1 .
- Login with email id or mobile number and password .

### Step 3: Admission form

The screenshot shows the 'STEP I : Personal Details' section of the admission form for Lourdes Central School, Mangalore. The interface includes a sidebar with navigation links: Dashboard, Personal Details (selected), Academic Details, Profile, and Support. The main form area contains fields for Student Photo (with Upload and Use Webcam buttons), Full Name (TEST ONE), Date of Birth (12-04-2025), Student Age (1 YEAR 1 MONTH 19 DAYS), Class to which they seek admission (XII), Gender, Place of Birth, Select State of Birth, Taluk of Birth, District of Birth, Blood Group, Select Mother Tongue, Select Nationality, Select Religion, Select Caste Category, Select Caste, and Physically Challenged. A Family Details section is partially visible at the bottom. A Windows watermark is present in the bottom right corner.


#### Note :


- In step 3 fill details of Students, Parents and Guardians
- Field mention with \* are mandatory other are optional
- Click next



### Step 4: School and examination details submission


The screenshot shows the 'STEP II : School and Examination Details (Last Studied)' section of the admission form. The sidebar navigation shows Personal Details and Academic Details (selected). The main form area includes fields for Name of the last school attended by the Candidate and 10th Board Name. Below these fields is a green banner instructing the user to 'Kindly upload Std 10 Pre Board Examination marks card' with a note about file size and format, and a Help link. A large upload button with a cloud icon is prominently displayed. A Windows watermark is visible in the bottom right corner.

## Step 5: Combination and language submission

 SchoolPhins

 LOURDES CENTRAL SCHOOL, MANGALORE



 91130

✓ Personal Details


✓ Academic Details

✓ Combination and ...

Profile

Support

School Details Added Successfully

STEP III :  Combination and Language Opted

Admission Form : 2026

Select Stream\*  
SCIENCE


Select Optional Subject\*


«PREVIOUS



NEXT»


Activate Windows  
Go to Settings to activate Windows.

## Step 6: Document submission

 SchoolPhins

 LOURDES CENTRAL SCHOOL, MANGALORE



 91130

✓ Personal Details


✓ Academic Details

✓ Combination and ...

✓ Upload Documents


Profile

Support

STEP IV :  Document Details

Admission Form : 2026

Upload Aadhaar Card/ Aadhaar Application Acknowledgment (Note: Maximum File Size 2MB, File format: JPG, JPEG, PNG, PDF)\*

  
Upload

Birth Certificate (Note: Maximum File Size 2MB, File format: JPG, JPEG, PNG, PDF)\*

Activate Windows  
Go to Settings to activate Windows.

## Step 7: Payment method

**SchoolPhins** LOURDES CENTRAL SCHOOL, MANGALORE 91130

Document Details Added Successfully

STEP V : ₹ Payment Admission Form : 2026

**Application Fee**

**Rs. 500.00**

Application Fee is Pending

**Pay Now**

Payment History

Date	Paid Amt.	Transaction ID	Status	Action
Fee Paid info not found.				

Activate Windows  
Go to Settings to activate Windows.

## Step 8: Final step after payment

**SchoolPhins** LOURDES CENTRAL SCHOOL, MANGALORE 91130

Fee payment successful

STEP V : ₹ Payment Admission Form : 2026

**Application Fee**

**Rs. 500.00**

Thank You! Application Fee is Paid

Application Number: 26LCS0002

**PRINT APPLICATION** **DASHBOARD** **School Prospectus**

Payment History

Date	Paid Amt.	Transaction ID	Status	Action
------	-----------	----------------	--------	--------

Activate Windows  
Go to Settings to activate Windows.

### NOTE :

- To View Application form in pdf format, click on button called “view /print application “
- TO Edit / correct any mistakes in form click on option list called “Personal details “

